



REPORT ON CRIME 1983

Report for the year ended 31 December, 1983.
Commissioner, Garda Síochána, to the Minister for Justice.

GARDA SIOCHANA,
HEADQUARTERS,
DUBLIN, 8.

MAY 1984

Dublin
Published by the Stationery Office

To be purchased from the
Government Publications Sale Office,
Sun Alliance House, Molesworth St., Dublin
or through any bookseller.

(Pl. No. 2298).....Price 1.50p

Produced & Printed at Garda H.Qrs. D.8.

REPORT ON CRIME 1983

**Report for the year ended 31 December, 1983.
Commissioner, Garda Síochána, to the Minister for Justice.**

**GARDA SIOCHANA,
HEADQUARTERS,
DUBLIN, 8.**

MAY 1984

Contents

	Page
Foreword.....	1
INDICTABLE OFFENCES	
Recorded and Detected 1974 - 1983.....	3
Recorded and Detected 1982 - 1983.....	3
Crime Rate per Garda Division.....	4
Map - Indictable Offences per 1,000 population.....	5
Recorded and detected by Garda Divisions.....	9
Known to the Gardai 1983.....	10-16
Value of property stolen and recovered.....	17
OFFENCES AGAINST THE PERSON	
Recorded and Detected 1979 - 1983.....	6
Murder and Manslaughter.....	6
Analyses of Murders.....	18
Traffic Fatalities.....	6
OFFENCES AGAINST PROPERTY WITH VIOLENCE	
Recorded and Detected 1979 - 1983.....	6
Robbery, Arson and Malicious Damage.....	7
Burglary.....	7
Analyses of Aggravated Burglaries involving use of Firearms and Armed Robberies.....	19
OFFENCES AGAINST PROPERTY WITHOUT VIOLENCE (LARCENIES ETC.)	
Larcenies.....	7
Recorded and Detected 1979 - 1983.....	7
OTHER INDICTABLE OFFENCES	
Recorded and Detected 1979 - 1983.....	7
Age Groups - Convicted Persons.....	8
NON INDICTABLE OFFENCES	
Proceedings and Persons.....	21-24
Non-Indictable Offences by Division.....	25
Principal Non-Indictable Offences.....	25
Arms, Ammunition and Explosives Seized.....	20
Scenes of Crime Examination.....	20
Forensic Science.....	20
Missing Persons.....	20
Dog Handlers.....	20
Crime Prevention.....	26
Juvenile Liaison Scheme.....	26-27
Community Relations.....	28
Drugs.....	28-30
Sub Aqua.....	32
'999' Emergency Service.....	32
Stolen Motor Vehicle Investigation Unit.....	32
Road Traffic.....	32
Public Relations and Press Office.....	32
Traffic Offences - Drink and Driving.....	33-34
'Fines on the Spot' notices - issued in 1983.....	34
'Fines on the Spot' notices - Parking Violations.....	35
APPENDICES	
Appendix A - Indictable Offences Recorded and Detected 1974-1983.....	36
Appendix B - Non-Indictable Offences - Proceedings and Persons Convicted, 1979-1983.....	36

Commissioner's Office

The Minister for Justice

Sir,

The following is the annual report on crime which came to the notice of the Garda Síochána during the year ending the 31st December 1983.

A total of 102,387 indictable offences was recorded for the year showing an increase of 4,761 or 4.9% compared with the figures for the previous year. The rate of increase, however, continues to show a reduction, viz., 4.9% this year compared with 9.2% in the previous year and 22.9% in 1981.

The largest increase of 4,904 was in Group II, i.e. Offences Against Property with Violence, which property includes dwelling-houses and other buildings. Groups III and IV, i.e. Larcenies and Miscellaneous Offences, showed a decrease of 127 and 47 respectively. Within Group III, larcenies from unattended vehicles decreased by 1,089.

Firearms were used in the commission of 84 robberies and 341 aggravated burglaries showing an increase of 35 armed crimes over the combined figures of 390 for the previous year. Outside the Dublin Metropolitan Area there was a decrease in this type of armed crime from 119 in the previous year to 102. There was a decrease in armed bank robberies (from 21 in the previous year to 7) and in post office robberies (from 56 in the previous year to 36).

During the year 26 murders were committed, 19 of which were detected. These included the murder in the course of their duties of two members of the Garda Síochána and one member of the Defence Forces. In 1982 there were 24 murders, six of which still remain undetected.

Juveniles under 17 years made amenable for crime and dealt with either by way of caution or through the courts numbered 4,934 and accounted for 31% of the total involved. The number of proceedings commenced in the District Court went up by 1.6%.

Through our own nationwide enforcement activities, together with co-operation from the customs services and outside agencies, a number of significant seizures of illegally held drugs was made. During the period, 1,822 persons were found in illegal possession of drugs and there were 2,278 seizures compared to 1,593 persons and 1,873 seizures in the previous year, an increase of 14.4% and 21.6% respectively.

The training of members of the Force in methods of combating this upsurge in drug abuse continued throughout the year. Each Garda District has now at least 15% of members fully trained in this area. Such training is continuing and will continue until an acceptable level of competence is reached by all members. A programme for the procurement and training of suitable dogs for drug detection is under way.

Larcenies from vehicles accounted for 21% of the total crime in 1982 and 18.9% in 1983. The increased patrolling by uniformed members in the more densely populated areas is believed to have had positive effects in creating this downward trend. It is intended to continue with this policy.

The Dublin Metropolitan Area accounted for 59.2% of the total crime committed, representing 59.5 crimes per 1,000 of the population. While this high rate of crime in densely populated areas is also experienced in other countries, the figure is unacceptable here. The introduction of extra patrolling in late 1982, the increase of the Force in the Dublin area in 1983 and the coming on-stream of the Neighbourhood Watch Scheme this year should be effective in curbing the lawlessness and vandalism which accounts for a considerable number of these crimes. Of the total number of crimes detected in the D.M.A., 24% were committed by juveniles.

Of continuing concern is this number of children and young persons who become involved in crime. Some offend time and time again and become experienced in a criminal way of life while still in their teens. The continuing inability of social agencies responsible for the welfare of children, to cope with this problem, is a cause of concern and is a contributory factor in the increasing incidence of petty crime and vandalism, particularly in the Dublin Metropolitan Area. Many crimes in that area are committed by comparatively few children and young persons some of whom are free to wander the streets by day and night seeking opportunities to steal from parked cars; grab handbags from women pedestrians, and even to break into business premises and houses, usually causing damage to a value considerably greater than the value of the property they steal. These children are virtually homeless, free as they are from any adequate parental care and control. The provisions of the Children's Acts are not always adequate to meet the problem.

The year saw the emergence of concerned groups of citizens coming together to consider trends and similar problems particularly those relating to drugs, in the Dublin City area. While the interest of such groups has to be welcomed and encouraged, a note of caution has to be expressed. These groups need to be ever alert in maintaining their independence and integrity in the interest of community welfare and in avoiding the encouragement of particular ideologies. The Rule of Law must be observed and the Gardai have a duty to see that this is done.

In the interest of good order and tranquility in society it is necessary that the full weight of public opinion and action be maintained against criminal activity of all kinds. This year we hope to see the further development of our plans to introduce the Neighbourhood Watch Scheme in a number of areas. This Scheme ultimately belongs to the people with the Gardai acting as advisers and providing whatever co-operative assistance may be necessary.

I should now like to dwell on what I consider to be one of our greatest problems and I refer to the loss of human life on our roads. In 1983, 523 people were killed in 470 road accidents. This was an increase of 8 persons killed on the 1982 figures. This tragic loss of life could be substantially reduced through more care on the roads and, above all, the avoidance of drink while driving. I consider our role in the enforcement of road traffic legislation, particularly in the drink driving area, as one of paramount importance. It will continue to be one of our main objectives in 1984.

I am pleased to record my appreciation of the support received from the public and the media during the year.

Yours respectfully,



Commissioner

ERRATA

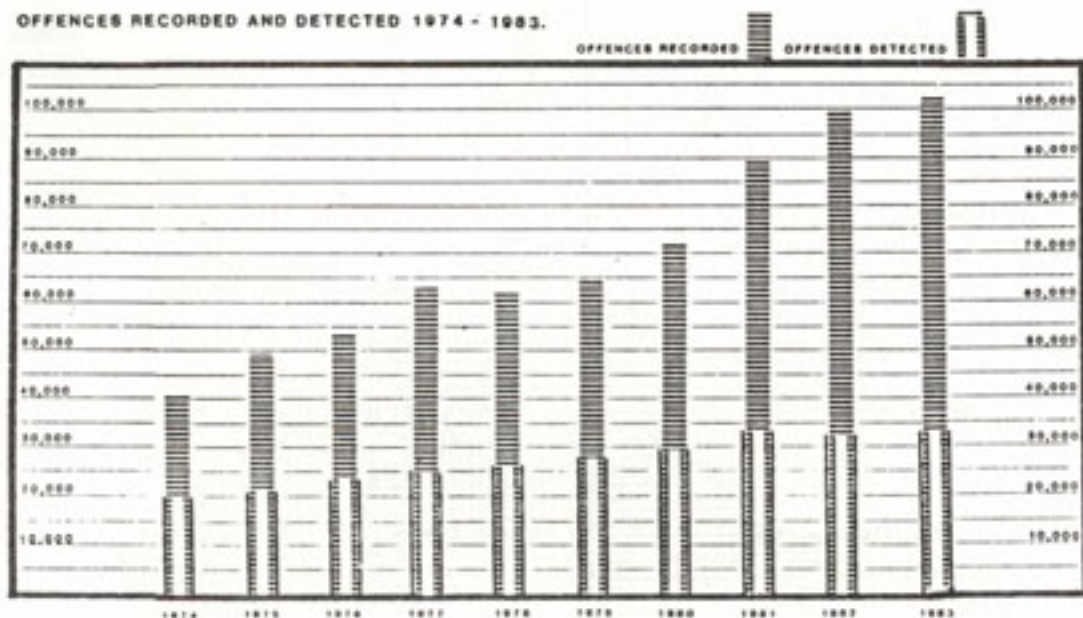
Pages 2, 6 and 32

Figures for: fatal traffic accidents; persons killed and the increase in deaths and accidents over figures for 1982 should read: 486, 535, 2 and 2, respectively. In 1982 there were 484 fatal traffic accidents resulting in 533 deaths.

INDICTABLE OFFENCES

Indictable offences which came to the notice of the Garda Síochána during the year ended 31st. December, 1983 numbered 102,387 as compared with 97,626 in the year ended 31st. December, 1982, an increase of 4.9%.

OFFENCES RECORDED AND DETECTED 1974 - 1983



See Appendix A

The figures for indictable offences are broken down in the following table:

Indictable Offences	Offences Recorded		Change	Offences Detected	
	1983	1982		1983	1982
Offences Against The Person	2,306	2,275	+31 (1.4%)	1,912 (82.9%)	1,936 (85.1%)
Offences Against Property With Violence	41,364	36,460	+4,904 (13.5%)	12,972 (31.4%)	12,006 (32.9%)
Larcenies, etc.	58,283	58,410	-127 (0.2%)	18,479 (31.7%)	18,470 (31.6%)
Other Indictable Offences	434	481	-47 (9.8%)	336 (77.4%)	376 (78.2%)
TOTALS	102,387	97,626	+4,761 (4.9%)	33,699 (32.9%)	32,788 (33.6%)

In the Dublin Metropolitan Area (DMA) 60,602 indictable offences were recorded, an increase of 2,850 (4.9%) on the figure for 1982. Of the total crimes recorded in the State 59.2% occurred in the DMA.

The DMA has an estimated population of 1,017,897 based on the 1981 census of population, or 29.6% of the total population of the State.

CRIME RATE

Based on the 1981 Census of Population, the crime rate per 1,000 of the population was 29.8 with a rate of 59.5 in the D.M.A. and a rate of 17.2 outside of the D.M.A. The following table shows the rate for each division and the Dublin Metropolitan Area which is composed of 5 divisions.

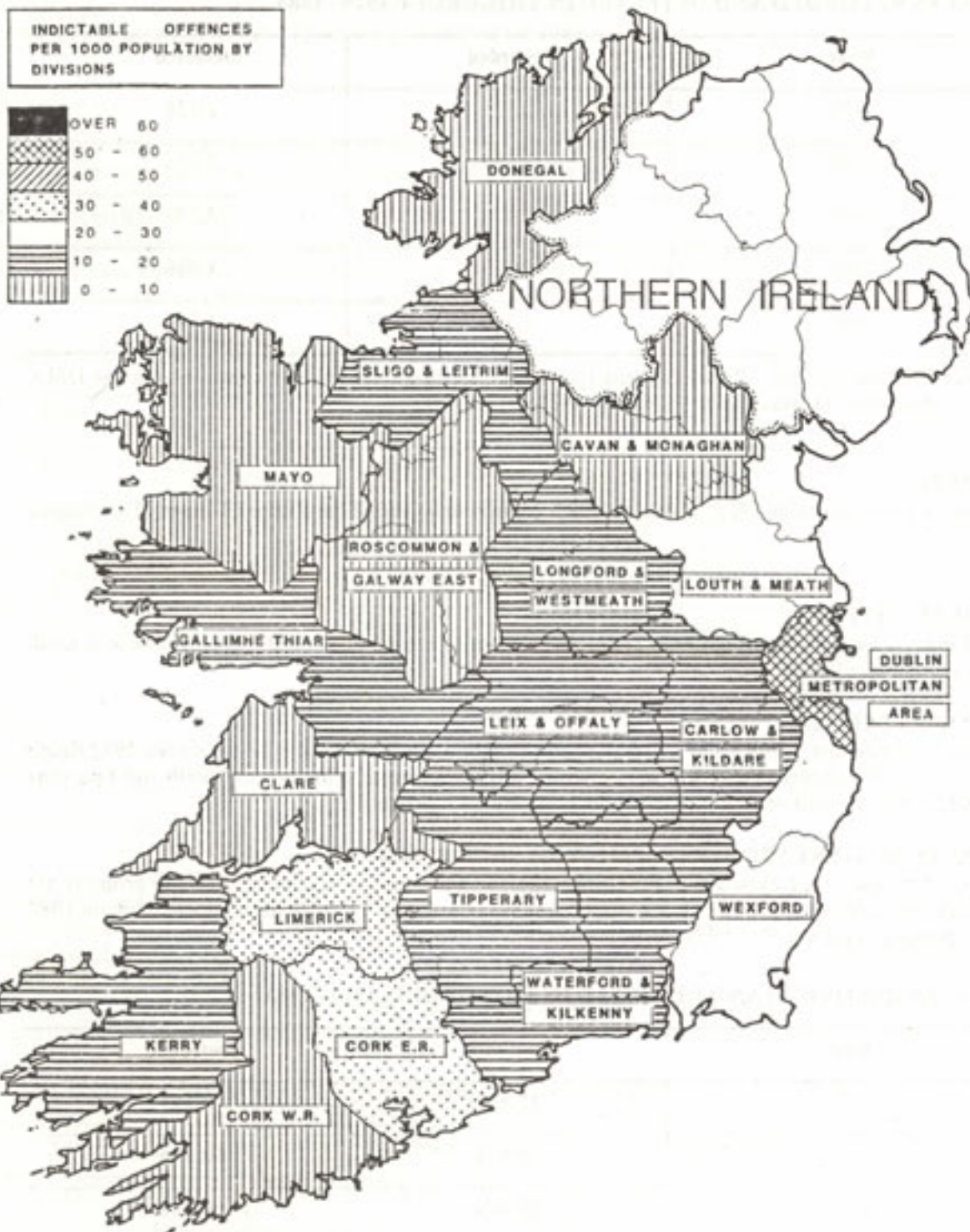
Division	Crimes per 1,000 population 1983
Carlow/Kildare	18.0
Cavan/Monaghan	7.0
Cork East	30.7
Cork West	8.2
Clare	9.5
Donegal	10.5
Galway West	16.5
Kerry	15.9
Leix/Offaly	13.0
Limerick	32.8
Longford/Westmeath	17.0
Louth/Meath	22.5
Mayo	5.7
Roscommon/Galway East	8.1
Sligo/Leitrim	14.2
Tipperary	16.3
Waterford/Kilkenny	12.1
Wexford	20.1
DMA:	
– Northern	}
– North Central	
– South Central	
– Southern	
– Eastern	
	59.5

DETECTION OF CRIME

The overall detection rate in 1983 was 32.9% (33.6% in 1982). The detection rate varies from 82.9% in respect of Offences Against the Person to 31.7% in the less serious forms of larceny.

The total number of indictable offences detected was 33,699. Proceedings were taken in 30,923 cases, and the remaining 2,776 cases (col. 17 of indictable offences table) include cases dealt with under the Juvenile Liaison Scheme.

AN GARDA SIOCHANA



OFFENCES AGAINST THE PERSON (GROUP I)

Murder, manslaughter, dangerous driving causing death, traffic fatalities, possession of firearms with intent to endanger life, assault and related offences comprise this group.

In 1983 a total of 2,306 offences were recorded in this group, an increase of 1.4% on 1982. The detection rate was 82.9% (85.1% in 1982).

OFFENCES RECORDED AND DETECTED IN THIS GROUP 1979 - 1983

Year	Recorded	Detected
1979	2,326	2,126
1980	2,353	2,073
1981	2,478	2,174
1982	2,275	1,936
1983	2,306	1,912

The overall figure of 2,306 offences against the person, includes 780 (33.8%) committed in the DMA where the detection rate was 67.6% (71.6% in 1982).

MURDER

There were 26 murders in 1983, seven of which remain unsolved. There were 11 cases of attempted murder.

MANSLAUGHTER

There were 15 cases of manslaughter in 1983, seven of which arose out of a rail crash and one as a result of a road traffic accident.

TRAFFIC FATALITIES

There were 523 deaths arising from 470 fatal traffic accidents, an increase of 8 deaths on the 1982 figure of 515. Seven (7) persons (7 in 1982) were charged with dangerous driving causing death and 3 persons (3 in 1982) were charged with dangerous driving causing serious bodily injury.

OFFENCES AGAINST PROPERTY WITH VIOLENCE (GROUP II)

Offences of burglary, aggravated burglary, robbery, arson and serious malicious damage to property are included in this group. A total of 41,364 offences were recorded in 1983, an increase of 13.5% on 1982 and the detection rate was 31.4% (32.9% in 1982).

OFFENCES RECORDED AND DETECTED IN THIS GROUP, 1979 - 1983

Year	Recorded	Detected
1979	21,535	9,577
1980	24,878	10,246
1981	28,916	11,181
1982	36,460	12,006
1983	41,364	12,972

Of the total number of offences in this Group 22,661 (54.8%) were committed in the DMA and the detection rate was 31.1% (33.3% in 1982).

ROBBERY AND AGGRAVATED BURGLARY

There were 2,262 robberies and 816 aggravated burglaries in 1983 showing an increase of 379 and 337 respectively on the figures recorded for 1982. Firearms were used in 84 cases of robbery and in 341 cases of aggravated burglary, a decrease of 74 and an increase of 109 respectively on the previous year. These figures show an overall increase of 35 armed crimes compared to the previous year.

ARSON AND MALICIOUS DAMAGE

There were 2,374 cases of malicious damage of which 172 cases were arson; 1,123 (47.3%) were detected. In 1982 the total figure for arson was 172 showing no change for 1983.

BURGLARY

Offences of burglary numbered 35,826 of which 10,962 (30.6%) were detected. In 1982 a total of 32,141 offences of this nature were recorded showing an increase of 11.5% for 1983.

LARCENIES ETC. (GROUP III)

Larcenies, forgeries and frauds of various kinds comprise this group. In 1983, 58,283 such offences were recorded and this shows a decrease of 127 (0.2%) on the figure for 1982. A total of 18,479 (31.7%) of these offences were detected. In 1982 detections amounted to 31.6%.

OFFENCES RECORDED AND DETECTED IN THIS GROUP, 1979 - 1983

Year	Recorded	Detected
1979	39,980	14,482
1980	45,298	16,482
1981	57,642	19,089
1982	58,410	18,470
1983	58,283	18,479

The overall figure of 58,283 offences recorded in this group includes 36,912 (63.3%) committed in the DMA where detections totalled 9,148 (24.8%). In 1982, detections in the DMA totalled 9,041 (24.6%). The number of larcenies from unattended vehicles at 19,434 shows a decrease of 1,089 (5.3%) on the figure for the previous year.

OTHER INDICTABLE OFFENCES (GROUP IV)

This is a miscellaneous crime group in which 434 offences were recorded. A total of 336 (77.4%) of these offences were detected.

When compared with 1982 the overall figure shows an decrease of 47 (9.8%). Of the total number of offences recorded, 249 (57.4%) were committed in the DMA and 208 (83.5%) of these were detected.

OFFENCES RECORDED AND DETECTED IN THIS GROUP 1979 - 1983

Year	Recorded	Detected
1979	216	185
1980	253	216
1981	364	310
1982	481	376
1983	434	336

CASES PENDING

There were 15,344 cases of indictable offences pending in the District Court and 632 cases were awaiting trial on 31st. December, 1983, as compared with 18,782 cases pending in the District Court and 327 cases awaiting trial on 31st. December, 1982.

AGE GROUPS - CONVICTED PERSONS, 1983**A**

Age groups of persons convicted, or against whom the charge was held proved and order made without conviction, in respect of crimes which were pending on 1st. January, 1983.

Under 14 years.	14 and under 17 years	17 and under 21 years	21 years and over	Total
238	797	1,842	3,504	6,381

B

Age groups of persons convicted, or against whom the charge was held proved and order made without conviction, in respect of crimes which were committed during 1983.

Under 14 years.	14 and under 17 years	17 and under 21 years	21 years and over	Total
204	1,375	4,057	6,130	11,766

TOTAL (A) and (B)

Under 14 years.	14 and under 17 years	17 and under 21 years	21 years and over	Total
442	2,172	5,899	9,634	18,147

Age groups of persons convicted, or against whom the charge was held proved and order made without conviction in years 1979 - 1983.

Year	Under 14 years	14 and under 17 years	17 and under 21 years	21 years and over	Total
1979	684	2,789	3,945	6,338	13,756
1980	796	2,198	3,738	6,483	13,215
1981	1133	3,465	5,960	9,511	20,069
1982	316	2,243	4,800	8,109	15,468
1983	442	2,172	5,899	9,634	18,147

Total number of persons and juveniles (under 17 years of age) convicted or against whom charge was held proved and order made without conviction in years 1979 - 1983.

Year	Total number of persons of all ages convicted	Juveniles (under 17 years) convicted
1979	13,756	3,473 (25.2%)
1980	13,215	2,994 (22.7%)
1981	20,069	4,598 (22.9%)
1982	15,468	2,559 (16.5%)
1983	18,147	2,614 (14.4%)

**INDICTABLE OFFENCES RECORDED AND DETECTED BY GARDA DIVISIONS AND FIVE PRINCIPAL CITY AREAS - YEAR ENDED 31st
DECEMBER 1983**

DIVISION	GROUP I Offences Against the person		GROUP II Offences Against Property with Violence		GROUP III Larcenies etc..		GROUP IV Other Indictable Offences		Total Indictable Offences	% variation on 1982 figures	No. of detections for 1983
	Rec.	Det.	Rec.	Det.	Rec.	Det.	Rec.	Det.			
	Carlow/Kildare	116	111	1371	485	1243	696	12			
Cavan/Monaghan	53	44	347	124	327	183	6	4	733	+ 2.1	355 (48.4%)
Cork East	360	332	3641	1156	4731	2113	14	14	8746	+ 3.4	3815 (41.3%)
Cork West	25	23	502	232	434	165	7	4	968	+ 6.6	424 (43.8%)
Clare	26	24	368	131	433	248	1	1	828	+ 4.8	404 (48.8%)
Donegal	77	65	603	218	621	228	12	-	1313	+ 5.0	511 (38.9%)
DMA - Northern	188	135	4602	1854	5649	1520	22	18	10461	+ 11.5	3537 (33.8%)
North Central	240	150	4515	1544	11325	3242	146	117	16226	+ 5.0	5053 (31.1%)
South Central	129	89	3476	1109	9902	2123	61	55	13568	- 4.6	3376 (24.9%)
Southern	183	127	6508	1548	6637	1313	14	13	13342	+ 9.0	3001 (22.5%)
Eastern	40	26	3560	993	3399	950	6	5	7005	+ 8.4	1974 (28.2%)
Galway West	58	54	875	195	975	431	4	4	1912	+ 1.4	684 (35.8%)
Kerry	73	71	737	399	1136	459	6	5	1952	+ 25.3	934 (47.8%)
Leix/Offaly	22	21	603	226	797	493	-	-	1422	+ 6.7	740 (52.0%)
Limerick	78	71	2315	691	2861	880	40	29	5294	- 0.6	1671 (31.6%)
Longford/Westmeath	36	34	654	228	876	420	8	7	1574	- 5.1	689 (43.8%)
Louth/Meath	257	213	2379	441	2088	791	30	14	4754	+ 2.4	1459 (30.7%)
Mayo	34	33	230	113	384	210	1	1	649	- 6.3	357 (55.0%)
Roscommon/Galway East	34	33	329	155	524	235	3	1	890	+ 26.6	424 (47.6%)
Sligo/Leitrim	52	46	422	173	699	472	2	1	1175	+ 3.7	692 (58.9%)
Tipperary	83	77	1079	331	1034	485	5	4	2201	+ 4.1	897 (40.8%)
Waterford/Kilkenny	43	41	995	337	878	371	8	7	1924	- 0.3	756 (39.3%)
Wexford	99	92	1253	279	1330	451	26	22	2708	+ 9.3	844 (31.2%)
TOTALS	2,306	1,912	41,364	12,972	58,283	18,479	434	336	102,387	+ 4.9	33,699 (32.9%)
CITY DISTRICTS											
Dublin Metropolitan	780	527	22661	7858	36912	9148	249	208	60,602	+ 4.9	16,941 (28.0%)
Cork	246	219	2783	826	3593	1591	4	4	6626	+ 5.2	2640 (39.8%)
Limerick	65	58	1866	524	2466	736	34	23	4431	- 2.0	1341 (30.3%)
Galway	14	10	634	113	743	334	4	4	1395	- 1.5	461 (33.0%)
Waterford	15	13	418	107	311	160	-	-	744	- 6.3	280 (37.6%)

INDICTABLE OFFENCES WHICH BECAME KNOWN TO THE GARDAI DURING THE YEAR ENDED 31st DECEMBER, 1983.

(1) NATURE OF OFFENCES	(2) No. of Offences reported or known	(3) No. of Offences in which Criminal Proceedings were Commenced	RESULT OF PROCEEDINGS IN CASES													(16) Still Pending in District Court	(17) Crime for which the perpetrators were detected but for which no proceedings are shown.	Number (by Sex and Age Groups) of Persons convicted or against whom the Charge was held proved and Order made without Conviction.									
			(4) Informations refused	Dealt with on Indictment and						(10) Committed for Trial and still awaiting Trial	Dealt with Summarily and							(18) Under 14 Years		(19) 14 and under 17 years		(20) 17 and under 21 years		(21) 21 years and over		(22) Total	
				(5) Convicted	(6) Acquitted	(7) Found Insane & Incapable of Pleading	(8) Nolle Prosequi entered	(9) Adjourned Sine Die or otherwise disposed of	(11) Convicted		(12) Dismissed	(13) Charge proved & order made without Conviction	(14) Charge Withdrawn	(15) Adjourned Sine Die or otherwise disposed of	M			F	M	F	M	F	M	F			
GROUP I Offences Against The Person																											
1. Murder (of persons aged above one year)	26	17		4					6						7	2					4		4				
2. Murder (of infants aged one year and under)																											
3. Infanticide	1															1											
4. Attempts to Murder	11	5			1		1		3																		
5. Threats, Conspiracy, or incitement to Murder	1															1											
6. Manslaughter (other than Traffic Fatalities)	7	7		4					2						1						1	1	2				
7. Manslaughter (Traffic Fatalities)	8	1													1	6											
8. Dangerous Driving causing Death	8	7							1	1	2		1		2	1			1				1				
9. Dangerous Driving causing serious bodily harm	4	3		2											1						1		1				
10. Wounding and Other Acts endangering life (Felonies)	96	80		5				1	3	22	1	1	2		45	1	1		10		12		23				
11. Wounding and other Acts endangering life (Gdal. on duty)	31	28		10						11	2				5	1		1	4		8	2	15				
12. Assault, Wounding & other like offences (Misdemeanours)	1128	867		26	2			1	13	369	76	8	22	10	340	35		12	1	109	2	241	9	374			
13. Assault, Wounding & other like offences (Gardai on duty)	617	583		22	2				6	262	17	2	9	4	259	6	1	5	2	63	3	142	12	228			
14. Endangering Railway Passengers																											

INDICTABLE OFFENCES WHICH BECAME KNOWN TO THE GARDAI DURING THE YEAR ENDED 31st DECEMBER, 1983

NATURE OF OFFENCES (1)	No. of Offences reported or known (2)	No. of Offences in which Criminal Proceedings were Commenced (3)	RESULT OF PROCEEDINGS IN CASES												Still Pending in District Court (16)	Crime for which the perpetrators were detected but for which no proceedings are shown. (17)	Number (by Sex and Age Groups) of Persons convicted or against whom the Charge was held proved and Order made without Conviction.									
			Informations refused (4)	Dealt with on Indictment and (5) (6) (7) (8) (9)					Committed for Trial and still awaiting Trial (10)	Dealt with Summarily and (11) (12) (13) (14) (15)							(18)		(19)		(20)		(21)		(22)	
				Convicted (5)	Acquitted (6)	Found Insane & incapable of Pleading (7)	Nolle Prosequi entered (8)	Adjourned Sine Die or otherwise disposed of (9)		Convicted (11)	Dismissed (12)	Charge proved & order made without Conviction (13)	Charge Withdrawn (14)	Adjourned Sine Die or otherwise disposed of (15)			Under 14 Years (18)		14 and under 17 years (19)		17 and under 21 years (20)		21 years and over (21)			
																	M	F	M	F	M	F	M	F		Total
GROUP II Offences Against Property w.v.																										
51. Interference with Railway	1	1													1											
52. Unlawful seizure of Aircraft																										
53. Unlawful seizure of Vehicles	23	5		1						1					3	2										
54. Unlawful possession of house-breaking implements	54	53		2					2	24	3	1	1		20	1		9	14		5		28			
TOTAL GROUP II	41364	12058	1	452	16		8	1	221	5004	208	145	96	68	5838	914	145	10	818	24	1663	46	1846	54	4606	

INDICTABLE OFFENCES WHICH BECAME KNOWN TO THE GARDAI DURING THE YEAR ENDED 31st DECEMBER, 1983

(1)	No. of Offences reported or known	No. of Offences in which Criminal Proceedings were Commenced	RESULT OF PROCEEDINGS IN CASES													Still Pending in District Court	Crime for which the perpetrators were detected but for which no proceedings are shown.	Number (by Sex and Age Groups) of Persons convicted or against whom the Charge was held proved and Order made without Conviction.									
			Informations refused	Dealt with on Indictment and					Committed for Trial and still awaiting Trial	Dealt with Summarily and					(18)			(19)		(20)		(21)		(22)			
				Convicted	Acquitted	Found Insane & incapable of Pleading	Nolle Prosequi entered	Adjourned Sine Die or otherwise disposed of		Convicted	Dismissed	Charge proved & order made without Conviction	Charge Withdrawn	Adjourned Sine Die or otherwise disposed of	Under 14 Years			14 and under 17 years	17 and under 21 years	21 years and over	Total						
																						M	F		M	F	M
GROUP III Larcenies Etc.																											
55. Larceny from The Person	5665	1057	2	14					2	229	28	3	8	2	769	20	4	16	102	5	42	8	177				
56. Larceny of Motor Vehicles and Accessories	2828	404		9			1			165	10	5	3	2	209	27	1	21	81		81	1	185				
57. Larceny of Pedal Cycles	1352	262		3						145	8	2		3	101	85	3	22	4	28		57	2	116			
58. Larceny from Unattended Vehicle	19434	3045	2	99			1		19	1061	49	21	14	7	1772	204	6	150	7	452	7	321	20	963			
59. Other Larcenies	22278	7273	4	144	7	1	4	4	129	3010	186	130	64	46	3544	1142	28	4	195	61	888	192	1174	653	3195		
60. Embezzlement	203	194		7	3			1	17	32	2	27	1	1	103	5					9		55	2	66		
61. Obtaining of Goods by false pretences	852	656		68					9	265	9	2	4	3	296	48		1	1	34	1	166	40	243			
62. Other Frauds	515	402		13					2	167	3	2		2	213	22		1		26	1	80	21	129			
63. Forgery and Uttering	4057	2389	1	76			3		159	1051	12	33	22	19	1013	164		6	8	155	22	565	151	907			
64. Receiving Stolen Goods	1034	981		33	8				22	346	53	13	10	2	494	53		5	1	91	7	191	39	334			
65. Post Office Act - Offences Against	49	41								13				1	27	2				8		3		11			
66. Coinage Acts g Offences Against	16	3		2											1					1		1		2			
TOTAL GROUP III	58283	16707	9	468	18	1	9	5	359	6484	360	238	126	88	8542	1772	42	4	417	82	1875	235	2736	937	6328		

VALUE OF PROPERTY STOLEN AND RECOVERED IN 1983

Table showing:- (1) Offences against property with violence (lines 37 to 40, inclusive of the table of indictable offences for 1983).
 (2) Larcenies etc. offences against property without violence (lines 55 to 59, inclusive, of table of indictable offences for 1983).

	Less than £10	£10 and less than £50	£50 and less than £100	£100 and less than £200	£200 and less than £300	£300 and less than £400	£400 and less than £500	£500 and less than £1,000	£1,000 and less than £5,000	£5,000 and over	Total No. of crimes	Total value of property stolen	Total value of property recovered	Total No. of cases in which no property was stolen
(1) No. of offences against property with violence	1,764	5,716	4,288	5,035	3,161	1,999	1,644	4,849	4,128	502	33,086	£ 31,843,664	£ 1,310,414	5,818
(2) No. of larcenies etc.	4,236	14,183	10,267	9,820	4,360	2,093	1,350	2,565	1,855	208	50,937	11,935,417	972,334	620

TOTAL VALUE OF PROPERTY STOLEN

1983 £43,779,081
 1982 £29,077,288

TOTAL VALUE OF PROPERTY RECOVERED

£2,282,748 (5.2%)
 £2,089,709 (7.2%)

AGE ANALYSIS OF MURDERED PERSONS — 1983

Age in years	0-9	10-14	15-16	17-20	21-29	30-64	65-74	75-99
No of persons				2	4	14	3	3

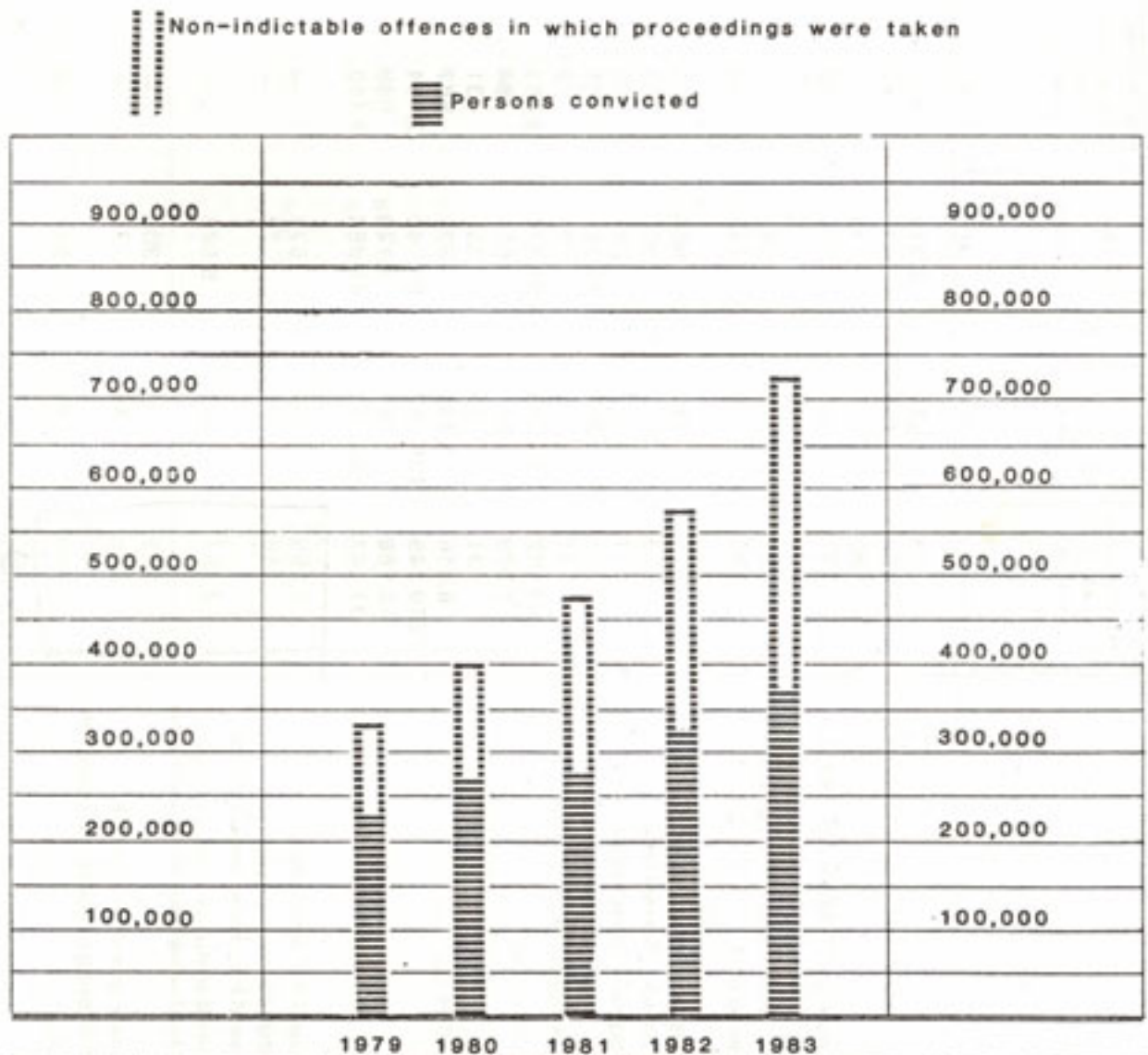
MURDERS RECORDED AND DETECTED IN 1983 BY DIVISIONS

Division	Recorded	Detected
Carlow/Kildare	—	—
Cavan/Monaghan	3	—
Cork East	—	—
Cork West	—	—
Clare	1	1
Donegal	1	1
Dublin Metropolitan Area		
— Northern	1	—
— North Central	3	1
— South Central	3	3
— Southern	1	1
— Eastern	1	1
Galway West	2	2
Kerry	2	2
Leix/Offaly	—	—
Limerick	1	—
Longford/Westmeath	—	—
Louth/Meath	2	2
Mayo	1	1
Roscommon/Galway East	—	—
Sligo/Leitrim	1	1
Tipperary	—	—
Waterford/Kilkenny	2	2
Wexford	1	1
TOTALS	26	19

**ANALYSES OF AGGRAVATED BURGLARIES WHERE FIREARMS WERE USED AND ARMED ROBBERIES -
LINES 38 AND 40 TABLE OF INDICTABLE OFFENCES - 1983**

	House/ Flat	Bank	P.O.	Betting Office	Licensed Premises	Chemist Shop	Shop/ Stall	Garage	Factory/ Store	Hospital	Office	Dance Hall	Railway Stn.	School	Hotel	Petrol Stn.	Street/ Road	Other	TOTAL
Carlow/Kildare	3	1	2			1	2											1	10
Cavan/Monaghan	1				1													3	5
Clare	1																	4	5
Cork East			1		1		1				2					1			6
Cork West																			
Donegal	2		2												1			2	7
DMA - Northern	4		7	2	12	3	15	4	3		8		1				5	33	97
North Central	2	1	2	3	18		22	1	1		3				1		1	15	70
South Central	2	2	3	2	4		19	1	3	1	2				2	2	2	16	61
Southern	8		2		3	3	17	2	3		3			1	1	2	3	19	67
Eastern	5	1	4	1	4		3	2							1	4	1	2	28
Galway West			1													2			3
Kerry	3	1	1						1										6
Leix/Offaly	3				1		1												5
Limerick	2		1		1													2	6
Longford/Westmeath								1											1
Louth/Meath	6	1	10		2		4				1				1	2	1	5	33
Mayo																		1	1
Roscommon/Galway East																			
Sligo/Leitrim	1																	1	2
Tipperary	1															1			2
Waterford/Kilkenny	1						2											2	5
Wexford	2							1								2			5
TOTALS	47	7	36	8	47	7	86	12	11	1	19		1	1	7	16	13	106	425
CASH ANALYSIS OF AGGRAVATED BURGLARIES WHERE FIREARMS WERE USED AND ARMED ROBBERIES - 1983																			
Up to £99.99	7		1	1	2	4	21	5	1		5					4	4	12	67
£100 to £499.99	10	1	3	2	9	1	22	7					1		1	7	3	30	97
£500 to £999.99	5		2		10		6		1		2					1	1	14	42
£1000 to £4999.99	6	5	15	5	14		10		4		6		1	4	3	3	3	18	94
£5000 +	10		11		4		6		3		4				2		1	20	61
Nothing taken.	9	1	4		8	2	21		2	1	2					1	1	12	64
TOTALS	47	7	36	8	47	7	86	12	11	1	19		1	1	7	16	13	106	425

NON INDICTABLE OFFENCES



Non-Indictable Offences—Proceedings and persons convicted in Year 1983

OFFENCES (1)	No. of Offences in which proceedings were taken (2)	Charges withdrawn or dismissed (3)	Number of convictions (4)	Charges proved and order made without conviction (5)	Adjourned sine die or otherwise disposed of (6)	No. of persons convicted or against whom charge was held proved or order made without conviction (7)
1. (a) Assaults.....	5,299	1,022	3,313	420	544	3,403
(b) Assaults—Gardai on duty.....	882	109	631	54	88	594
2. (c) Cruelty to Animals.....	60	7	38	—	15	34
3. (a) Dogs, Offences in relations to Licensing of (Finance Act, 1925).....	527	65	402	42	18	373
(b) Dogs Order, 1966 (wearing of dog collars, etc.).....	109	25	68	1	15	60
(c) Dogs, Protection of Livestock Act, 1960 (dogs worrying livestock).....	81	19	47	2	13	43
4. School Attendance Act, 1926, Offences against.....	193	28	135	16	14	151
5. Traffic Acts, Offences against:						
(a) Lighting Regulations—Pedal Cycles (i) No front lamp.....	879	116	664	65	34	685
Lighting Regulations—Pedal Cycles (ii) No rear lamp.....	529	72	366	59	32	366
Lighting Regulations—Pedal Cycles (iii) No reflector.....	417	47	311	48	11	356
(b) Lighting Regulations—M.P.V.....	21,250	2,089	15,754	2,061	1,346	14,313
(c) Lighting Regulations—Animal drawn vehicles.....	31	1	28	2	—	28
(d) Licences—Driving.....	67,162	14,343	38,774	8,483	5,562	36,723
(e) Obstruction.....	1,978	241	1,566	94	77	1,537
(f) Dangerous Parking.....	531	86	382	31	32	383
(g) Road Traffic General Bye-Laws, 1964.....	6,315	1,255	3,923	667	470	4,344
(h) Local Bye Laws.....	219,245	135,287	80,040	2,764	1,154	75,306
(i) Dangerous and Careless Driving.....	12,988	2,245	9,120	689	934	9,127
(j) Compulsory Insurance.....	91,147	23,391	49,883	9,198	8,675	51,823
(k) Drink and Driving						
(i) Driving or attempting to drive M.P.V. while drunk.....	1,256	608	572	—	76	572
(ii) Being in charge of M.P.V. while drunk.....	116	33	73	—	10	73
(iii) Driving or attempting to drive M.P.V., blood/urine/alcohol concentration above prescribed limit.....	7,457	365	5,592	—	1,500	5,592
(iv) Being in charge of M.P.V., blood/urine/alcohol concentration above prescribed limit.....	363	29	305	—	29	305
(v) Refusing to provide preliminary specimen of breath.....	325	36	278	—	11	266
(vi) Refusing to provide or permit taking of blood/urine specimen at Garda stations.....	680	72	528	—	80	507

10197

Non-Indictable Offences—Proceedings and persons convicted in Year 1983

OFFENCES (1)	No. of Offences in which proceedings were taken (2)	Charges withdrawn or dismissed (3)	Number of convictions (4)	Charges proved and order made without conviction (5)	Adjourned sine die or otherwise disposed of (6)	No. of persons convicted or against whom charge was held proved or order made without conviction (7)
(l) Driving or attempting to drive or being in charge of animal-drawn vehicle while drunk.....	12	6	6	—	—	6
(m) Driving or attempting to drive pedal cycle while drunk.....	13	—	10	1	2	11
(n) Exceeding speed limit—Built up area.....	11,259	548	9,866	623	222	10,010
Exceeding speed limit—Special.....	1,883	128	1,656	70	29	1,650
Exceeding speed limit—Ordinary.....	1,274	50	1,155	56	13	1,150
Exceeding speed limit—General.....	3,585	184	3,189	169	43	3,206
(o) Driving dangerously, defective M.P.V.....	385	66	280	17	22	290
(p) Other offences.....	19,118	3,418	12,242	2,191	1,267	11,109
(q) Construction Equipment and Use of Vehicles Regulations, 1963						
Construction Equipment—Defective tyres.....	11,011	1,369	8,080	934	628	7,581
Construction Equipment—Defective steering.....	161	27	114	16	4	115
Construction Equipment—Defective brakes.....	1,619	140	1,290	145	44	1,202
Construction Equipment—Other Offences.....	22,040	3,074	15,461	2,394	1,111	14,390
6. (a) Taking M.P.V. without authority.....	2,221	310	1,456	175	280	1,513
(b) Unauthorised interference with mechanism of M.P.V.....	1,517	246	990	160	121	1,020
(c) Taking possession of pedal cycle without consent.....	101	14	74	8	5	79
7. Road Transport Acts.....	1,457	201	1,004	175	77	924
8. Roads Act and Finance Acts—Excise Licence.....	173,717	61,220	88,155	15,011	9,331	83,795
9. Intoxicating Liquor Laws, Offences against:						
(a) Illegally on Licenced Premises during closing hours.....	9,806	470	8,419	265	652	8,551
(b) Drunkenness, Simple.....	1,780	116	1,489	115	60	1,472
(c) Drunkenness with aggravation.....	3,612	259	2,873	235	245	2,899
(d) Offences by Licensed Persons (or their Servants) against closing Regulations.....	1,819	419	1,128	64	208	1,085
(e) Other Offences by Licensed Persons (or their Servants).....	141	33	80	9	19	83
(f) Supplying or selling drink to persons under 18 years.....	35	13	17	—	5	17
(g) Offences in connection with Registered Clubs.....	69	5	45	2	17	45
(h) Other Offences against Intoxicating Liquor Laws.....	322	47	241	13	21	231

Non-Indictable Offences—Proceedings and persons convicted in Year 1983

OFFENCES (1)	No. of Offences in which proceedings were taken (2)	Charges withdrawn or dismissed (3)	Number of convictions (4)	Charges proved and order made without conviction (5)	Adjourned sine die or otherwise disposed of (6)	No. of persons convicted or against whom charge was held proved or order made without conviction (7)
10. Labour Laws, Offences against.....	5	2	2	—	1	2
11. Malicious Damage to Animals, Fences, etc.,	2,237	308	1,448	209	272	1,523
12. Police Regulations, Offences against						
(a) Dublin Metropolitan Police Acts	1,875	266	1,117	248	244	1,197
(b) Summary Jurisdiction (Ireland) Act, 1851.....	216	24	142	31	19	157
13. Prostitution.....	181	7	174	—	—	174
14. Living on earnings of prostitute.....	1	1	—	—	—	—
15. Revenue Laws, Offence against.....	309	51	193	32	33	148
16. Stealing, Receiving or Possessing Stolen Property (not the subject of larceny at Common Law).....	356	46	233	36	41	239
17. Street Trading Acts—Offences against.....	944	242	398	185	119	560
18. Vagrancy Acts—Offences against						
(a) Begging.....	164	26	111	8	19	115
(b) Other Offences.....	248	47	132	14	55	136
19. Wireless Telegraphy Act, 1926—Offences against.....	187	4	140	4	39	144
20. Firearms Acts—Offences against.....	256	32	192	17	15	200
21. Explosives—Offences in relation to.....	2	—	2	—	—	2
22. Misuse of Drugs Act, 1977						
(a) Unlawful possession of controlled drugs; Section 3.....	1,276	36	934	41	265	967
(b) Unlawful possession of controlled drugs with intent to supply; Section 15.....	359	42	120	7	190	121
(c) Importation of controlled drugs.....	39	6	30	—	3	30
(d) Cultivation of controlled drugs.....	62	5	46	1	10	44
(e) Allowing premises ect., to be used.....	21	2	7	2	10	8
(f) Possession of forged prescription.....	9	1	4	1	3	5
(g) Forging a prescription.....	56	—	54	—	2	54
(h) Attempts etc., and miscellaneous offences, Section 21.....	5	2	—	—	3	—
(i) Other offences.....	11	3	5	—	3	5
23. Offences under Juries Act, 1976.....	625	408	128	30	59	156
24. Other Offences.....	11,086	1,488	7,696	1,205	697	7,075
TOTALS	729,307	257,003	385,421	49,615	37,268	372,460

CRIME PREVENTION

Garda Crime Prevention officers are available to survey premises and to impart suitable advice to property owners. Such officers are stationed in every division in the country. In the Dublin Metropolitan Area, a specially equipped exhibition room is located at Harcourt Square and up-to-date equipment is always available for public examination.

Special emphasis is placed on the generation of a greater degree of public interest in crime prevention and on the necessity to exercise security measures in relation to property. Advice is given by means of notices in newspapers, magazines and newsletters, by coverage on radio and television programmes and by the distribution of advice leaflets/pamphlets on the occasion of talks, lectures, exhibitions and displays.

The "Garda Patrol" television programme has increased in public popularity and continues to prove of invaluable assistance in the detection of crime. Every opportunity is availed of to acquaint the viewing public on the necessity for and value of crime prevention practices.

No effort is spared to encourage a greater level of interest in crime prevention procedures by the younger members of the Force and more especially those employed on patrolling duties. The daily community contact being made by such members is seen as an ideal base from which to cultivate a greater sense of awareness for, and appreciation of the crime prevention concept.

The media are to be complimented for their responsible approach to the reporting of criminal matters and for the assistance they render in crime prevention.

During the year, thirty-two Crime Prevention Exhibitions were staged on the occasion of events commanding national or regional attention.

JUVENILE LIAISON SCHEME

This Scheme has been in operation for twenty-one years and is operated in each Garda Division, providing an alternative to prosecution (subject to certain conditions) for young offenders. Their work includes the rehabilitation of young people in conflict with the law, guiding potential delinquents, and all aspects of youth work.

Juvenile Liaison Officers are specially selected and receive an initial four weeks training course to prepare them to deal with juveniles involved in criminal behaviour and on Garda involvement with young people in general. They have an on-going commitment in youth activities and involvement with school children generally.

Juvenile Liaison Officers in the Dublin Metropolitan Area have the use of a personnel carrier at their disposal on a part-time basis. This facility is used for the purpose of taking young people at risk on educational and recreational tours and is also used to transport youth participants to community games and sporting events.

Since the inception of the scheme in 1963, 20,746 offenders have been cautioned and supervised by the Gardai.

Particulars		DMA	All other Divisions	Total
Juveniles admitted to the Scheme since its inception in 1963	Boys	8,799	8,962	17,741
	Girls	1,479	1,526	3,005
	TOTALS	10,258	10,488	20,746
Recidivists		1,074	1,041	2,115
Cases closed, subject 17 years of age		4,534	4,224	8,758
Cases closed, supervision withdrawn after 2 years		3,461	2,666	6,127
Number of visits to homes of delinquents		142,328	140,113	282,441
Visits to Boys' Clubs		20,459	29,907	50,366
Lectures and Meetings		9,120	18,539	27,659

During 1983, 2,298 juveniles were admitted to the scheme (1,958 boys and 340 girls).

Particulars		DMA	All other Divisions	Total
Juveniles admitted during 1983	Boys	691	1,267	1,958
	Girls	117	223	340
	TOTALS	808	1,490	2,298
Recidivists		48	152	200
Cases closed, subject 17 years of age		334	670	1,004
Cases closed, supervision withdrawn after 2 years		242	435	677
Visits to delinquents' homes		9,046	15,621	24,667
Visits to Boys' Clubs		2,091	3,519	5,610
Lectures and Meetings		1,226	3,210	4,436

GARDA COMMUNITY RELATIONS

Early in 1983 the strength of the Community Relations Section was increased by the allocation of a Chief Superintendent and a Superintendent. The community relations programmes are designed to foster and inculcate a better understanding of the role of the Gardai; to liaise with statutory and voluntary associations; to generate public interest and involvement in law and order issues; to seek to regulate and harmonise by instructive encouragement the attitudes of those who may be apathetic towards the Gardai in their policing role and to engender in the community a level of acceptance for law enforcement and for those whose duty it is to carry it out.

The concept of "Neighbourhood Watch" has been explained to a number of Resident Associations' and Community Groups in the Dublin Metropolitan Area. Neighbourhood Watch is essentially a network of public spirited people who observe what is going on in their own neighbourhood and report suspicious activity to the Gardai in order to protect their property and that of their neighbours, with the object of reducing opportunities for the criminal, making the neighbourhood a safer place to live in and to reduce the fear of crime.

During the year Community Relations officers and Juvenile Liaison officers visited schools where they gave talks on "Young People and the Law" and related subjects. Lectures were given to adult groups on the Garda role and the need for greater co-operation of the community in the solution and prevention of crime.

MISUSE OF DRUGS

During 1983 a total of 1,822 persons were charged with offences under the Misuse of Drugs Act, 1977, this compares with a total of 1,593 persons charged in 1982 — an increase of 14.4%.

The total number of seizures of controlled drugs in 1983 was 2,278. In 1982 the figure was 1,873, this shows an increase of 21.6% over 1982.

While there was an increase of 9.1% in the amount of heroin seized, the most significant increase for the year was the amount of cannabis resin seized, which amounted to 485.86 kilogrammes compared with 172.67 kilogrammes in 1982, representing an increase of 181.4%. The largest single seizure of cannabis resin was 300 kilogrammes at Dublin Airport and there was also a very significant seizure of 146 kilogrammes made at Waterford.

The drug training courses which commenced at Garda Headquarters in 1981 continued throughout the year and by the end of 1983 a total of 1,122 members of all ranks had undergone these courses.

Many notable seizures of drugs were made throughout the year by officers of the Customs Service at various points of entry to the State and their co-operation is very beneficial as almost all drugs abused here are brought into the country.

Throughout 1983 a total of 1,294 talks and lectures relating to drug abuse was given by members of the Gardai to various groups and organisations. This figure compares with 1,039 occasions in 1982 and 438 occasions in 1981. Due to the greater public awareness of the drug problem there is an ever increasing demand of Gardai to give talks on the abuse of drugs to concerned groups.

DRUG OFFENCES 1983 — AGE GROUPS OF PERSONS CHARGED

Under 17 years		17 and under 21 years		21 years and over	
Male	Female	Male	Female	Male	Female
18	—	398	44	1,234	128

PARTICULARS OF DRUGS SEIZED 1983

TYPE OF DRUG	QUANTITY SEIZED
Cannabis	44.56kg.
Cannabis Resin	485.86kg.
Cannabis Plants	1,865.
Hash Oil	0.36g.
THC	353.41g.
Cocaine	97.31g.
Heroin	1,379.04g.
Opium	—
Morphine	3.58g.
Psilocin	139.20g.
LSD	415 units
Barbiturates	100t.
Amphetamines	105.58g
Synthetic Opiates	821t.
Ritalin	3t.

t. — tablet
g. — gramme
kg. — kilogramme

DRUG OFFENCES — PERSONS CHARGED 1983

DIVISIONS	No. of Persons Charged	Persons Charged		TYPE OF DRUG	No. of Persons Charged
		Nationality	Number		
Dublin Metropolitan Area	1,389	Irish	1,749	Cannabis Resin	779
Carlow/Kilare	6	British	44	Cannabis	262
Cavan/Monaghan	2	Nigerian	7	Hash Oil	4
Clare	32	Spanish	4	Heroin	449
Cork East	169	German	4	Morphine	2
Cork West	15	Dutch	4	Opium	1
Donegal	9	N. American	4	Barbiturates	—
Galway West	15	Belgian	1	Synthetic Narcotics	65
Kerry	6	Israeli	1	Cocaine	23
Leix/Offaly	1	Australian	1	THC	—
Limerick	62	Chinese	1	LSD	16
Longford/Westmeath	16	Cypriot	1	Pallocin	10
Louth/Meath	44	Libyan	1	Amphetamines	20
Mayo	1			Ritalin	3
Roscommon/Galway East	7				
Sligo/Leitrim	2				
Tipperary	6				
Waterford/Kilkenny	23				
Wexford	17				
				Other Offences Under Misuse of Drugs Act 1977	
				Forged Prescriptions	58
				Importation of Drugs	43
				Cultivation of Cannabis Plants	56
				Allow Premises to be used for Drug Abuse	24
				Cultivating Opium	—
				Obstruction	7
TOTALS	1,822		1,822	TOTAL	1,822

CRIMES IN WHICH DRUGS AND POISONS WERE STOLEN BY TYPE OF PREMISES OR PLACE 1983

	House/ Flat	Chemist Shop	Clinic	Shop/ Stall	Factory/ Store	School	Office	Hospital	Hotel	Licensed Premises	Car Park	Street/ Road	Other	TOTAL
Carlow/Kildare		1		1								1		3
Cavan/Monaghan		1						2						3
Clare				1										1
Cork East		3	1	3	1					1		3	3	15
Cork West		1												1
Donegal						1							1	2
DMA - Northern	5	6	6	1	1						1	7	5	32
North Central	4	4	1	3				3	1	2	1	18	6	43
South Central	1	6		3			2	3	1	1	2	22	4	45
Southern	6	9	1					2			5	5	4	32
Eastern	1	6	1								2	6	6	22
Galway West												1		1
Kerry		1	1										2	4
Leix/Offaly														
Limerick	2											1	2	5
Longford/Westmeath				1										1
Louth/Meath	2	4	3	1	1						1		2	14
Mayo		1												1
Roscommon/Galway East												1		1
Sligo/Leitrim														
Tipperary		1						1				1		3
Waterford/Kilkenny		6		1									1	8
Wexford		2		3									1	6
TOTALS	21	52	14	18	3	1	2	11	2	4	12	66	37	243

SUB-AQUA UNIT

The Garda Sub-Aqua Unit was established in 1966 to carry out searches for:

- (a) Bodies of victims of crime or drowning accidents.
- (b) Weapons used in the commission of crime or other evidence of crime deposited in water.

The Unit carried out 38 major operations during the year in connection with the investigation of crime and search for missing persons. 16 bodies were recovered as a result of underwater searches.

THE EMERGENCY 999 SERVICE

During the year 160,138 emergency 999 calls were received by the Garda. 135,376 calls at the Communications Centre, Dublin Castle; 17,081 at the Communications Room, Union Quay, Cork City; 1,347 calls at Eglinton St. Station, Galway City; 2,646 calls at the Communications Room, Henry St. Limerick; 1,601 calls at the Communications Room Waterford; 739 calls at the Communications Room, Letterkenney; 1,294 calls at the Communications Room Dundalk and 45 calls at the Communications Room, Portlaoise.

STOLEN MOTOR VEHICLE INVESTIGATION UNIT

This Unit which operates for the whole country is based in Dublin. Close liaison is maintained with similar units in other countries and this co-operation has led to the recovery of many stolen vehicles. 1,531 of these were recorded as stolen. 1,187 of the vehicles recorded as stolen were motor cars, motor vans and lorries, while 344 were motor cycles. 360 vehicles, bearing false registration plates were discovered by the Unit during the year.

ROAD TRAFFIC

There were 470 fatal traffic accidents during the year resulting in the deaths of 523 people. These figures show an increase of 8 in the numbers killed and 1 in the number of accidents compared to the figures for the previous year.

PUBLIC RELATIONS AND PRESS OFFICE

The commission of serious crimes during the year attracted the attention of the national and international media and the Garda Press and Public Relations Office subsequently dealt with an inordinately high number of media queries. In this matter the assistance and co-operation afforded during the year by media management was much appreciated.

With the Public Relations and Press Office open only during normal working hours, the conveyance of information at night and over week-ends, by the Communications Office, Dublin Castle, was welcomed by journalists.

During the year there was a significant increase in the demand for Garda participation in Career Seminars and Exhibitions as well as calls to the General Office.

**TRAFFIC OFFENCES - DRINK AND DRIVING 1983
ANNUAL STATISTICS OF BREATH TESTS
BLOOD/URINE TESTS, ARRESTS, ETC.**

1. BREATH TESTS

(a) Total number of persons breath tested	13,522
(b) Breath test positive	8,433
(c) Breath test negative	5,089
(d) Breath test refused	419

2. BLOOD/URINE TESTS

(a) Blood specimen given	6,241
(b) Urine specimen given	3,005
(c) Specimen refused	756

3. ARRESTS

(a) For refusing breath tests (Sections 12 and 13 of the Road Traffic (Amendment) Act, 1978)	419
(b) Arrest without breath test (Sections 49 and 50 R.T.A. 1961 as amended by Sections 10 and 11 Road Traffic (Amendment) Act, 1978)	2,058

4. ANALYSES OF SPECIMENS

(a) Under prescribed concentration	780
(b) Over prescribed concentration	8,155
(c) Specimens still to be analysed at end of year	182
(d) Insufficient or spoiled	129

TOTAL ANALYSES	9,246
-----------------------------	--------------

NON INDICTABLE OFFENCES (TRAFFIC) — 1983
— DRINK AND DRIVING —

SEX AND AGE OF PERSONS CONVICTED

(1) Offence	(2) Persons Convicted	(3) 17 and under 21		(4) 21 and over	
		M.	F.	M.	F.
Driving or attempting to drive a M.P.V. while drunk or with a blood/urine alcohol concentration above the prescribed limit.	6,164	330	9	5,616	209
Being in charge of a M.P.V while drunk or with a blood/urine alcohol concentration above the prescribed limit.	378	17	1	355	5
Refusing to provide or permit the taking of blood/urine specimen at Garda Station.	507	23		463	21
Refusing to provide a preliminary specimen of breath	266	9	-	236	21
	<i>7315</i>				

FINE ON THE SPOT NOTICES ISSUED IN 1983

	Parking Violations	Non Display of Licence Disc.
Gardai	117,769	49,976
Wardens	459,944	98,676
TOTAL	577,713	148,652
Fines Paid	241,400	32,784
Court Proceedings	211,775	58,573
Notices Cancelled	22,717	10,716
Proceedings Pending	89,327	46,475
Spoiled Notices	12,494	104

ROAD TRAFFIC ACT 1961 (SECTION 103) OFFENCES REGULATIONS, 1976
Parking Violations — Fine on the Spot Notices Issued — 1983

	Carlow/ Kildare	Cavan/ Monaghan	Clare	Cork East	Cork West	Donegal	DMA	Galway West	Kerry	Leix/Offaly	Limerick	Longford/ Westmeath	Louth/Meath	Mayo	Roscommon/ Galway East	Sligo/Leitrim	Tipperary	Waterford/ Kilkenny	Wexford	TOTAL
Gardai	263	1437	513	59852	407	2450	28941	2448	3650	369	4102	3081	641	1842	1543	2326	743	1283	1878	117769
Wardens							457404		1945			595								459944
TOTALS	263	1437	513	59852	407	2450	486345	2448	5595	369	4102	3676	641	1842	1543	2326	743	1283	1878	577713
Fines Paid	149	951	257	27706	235	1167	196495	884	2740	211	2078	2113	344	932	1019	1578	516	780	1245	241400
Court Proceedings	24	56	44	14035	59	30	195343	140	355	12	699	257	39	225	60	215	58	96	28	211775
Notices Cancelled	12	37	38	5547	7	78	15471	344	412	19	101	156	33	131	64	50	47	74	96	22717
Proceedings Pending	78	374	174	9595	106	1172	69777	1080	2017	119	1224	1106	197	548	398	482	119	305	456	69327
Spoiled Notices		19		2969		3	9259		71	8		44	28	6	2	1	3	28	53	12494

APPENDIX A

OFFENCES RECORDED AND DETECTED 1974-1983

Year	Recorded	Detected
1974	40,096	19,287
1975	48,387	21,011
1976	54,382	22,482
1977	62,946	24,439
1978	62,000	25,286
1979	64,057	26,370
1980	72,782	29,017
1981	89,400	32,754
1982	97,626	32,788
1983	102,387	33,699

APPENDIX B

NON INDICTABLE OFFENCES — Proceedings and Persons convicted 1979-1983

Year	Proceedings	Persons Convicted
1979	338,150	227,005
1980	402,812	274,400
1981	474,859	281,075
1982	570,803	321,537
1983	729,307	372,460

